



**Thermo Scientific A3-1 Wide Gel System
Gel Casting Using Owl's End Gate Casting System**


1. Place the two end gates into the tray with the gasket side facing out.



2. Prepare and pour warm (>60°C) agarose solution onto the UVT gel tray(s).



3. Place combs into slots provided on the walls of the UVT gel tray.



4. Remove the end gates, place the UVT gel tray in the buffer chamber, add buffer, load samples, and run the gel.

